



# Duw Fix<sup>®</sup>

## Chemicals

IS 15477:2019



CML NO. 7100039732



**Tile Adhesives**

**Epoxy Grout**

**Waterproofing System**

**Construction Chemicals**





# ABOUT US



Duwfix Chemicals, founded in 2018, prioritizes innovation, excellence, and superior quality in construction chemicals and epoxy adhesives, reshaping industry benchmarks through technology and customer-centric focus.



# VISION



We envision a future where construction is not just about building structures but creating lasting legacies. Through our dedication to advancing the field of construction chemicals, we strive to be catalysts for progress, enabling builders, architects, and engineers to realize their boldest visions while ensuring durability, sustainability, and safety.

## HEAD OFFICE SURAT



## WAREHOUSE SURAT / VADODARA AHMEDABAD / MUMBAI NASHIK



## FACTORY SURAT



# PRODUCT NAME

- 
-  Block Jointing Mortar 40kg
  -  C2-212 Tile Adhesive 20 & 40kg
  -  S1-252 Tile Adhesive 20 & 40 kg
  -  S2-335 Stone Adhesive Grey & White 20 kg
  -  H-40 Flex No Limit Grey & White 20 Kg
  -  Duwfix Flexiset 1 & 4kg
  -  Duwfix Uniguard 4 & 10kg
  -  White Sbr Waterproof 5 & 10 LTR
  -  Duwfix Bond Plus 5kg
  -  Super Epoxy Grout 1 & 5kg
  -  Duwfix Joint Filler 1kg



## Guidelines for the storage, handling, and use of 'Block Jointing Mortar

### Application of Block Jointing Mortar:

Used for Autoclaved Aerated Concrete (AAC) Blocks, Fly Ash Bricks, and Brick Masonry.

### Coverage:




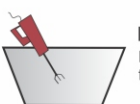

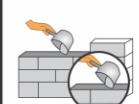



At a 3mm bed thickness, it covers 50-55 sq.ft. per 40kg bag.



### How To Use:

- Add clean water at 1 to 1.25 litres for 4 kg of Block Jointing Mortar. Mix thoroughly in a mixing tray until a smooth, uniform, and workable mix is achieved. Allow proper time for additives to dissolve.
- Clean and wet the surface of blocks/bricks before application; the surface should be free from dust and loose particles.
- Apply Block Jointing Mortar in a minimum thickness of 3/4 mm in horizontal and vertical joints, following standard masonry methods. No curing is required due to the non-shrinkage properties of Block Jointing Mortar.
- Packing: 40 kg. For further details or specific requirements, please feel free to contact us.
- Safety precautions while mixing and handling: Contains non-toxic materials. In case of contact with the face, eyes, or body, wash with plenty of water. When mixing, hand gloves shall be used.
- For maximum utilization and achieving minimum thickness, a notch trowel shall be used.

### PREPARATION & APPLICATION GUIDELINES

 <b>Mortar Mixing</b> In a clean bucket, mix Duw Fix in 23-28 % of water.	 <b>Mixing by Mixer or Tool</b> Mix First For 5-10 minutes by electrical mixer to mix homogeneously.	 <b>Reaction Time</b> Allow mortar to react for 5 minutes.
 <b>Remixing</b> Mix again for 2-3 minutes Now thin bed mortar is ready to use.	 <b>Wet Surface</b> Wet the surface of blocks before applying mortar.	 <b>Mortar Spread</b> Mortar should be spread on all sides of block maintaining bond thickness of 2-3 mm, using a notched trowel.
 <b>Alignment</b> Use Spirit Level and fibre hammer to remove any air gaps in between blocks for proper jointing and alignment.	 <b>DND</b> Do not disturb the wall after application of mortar for at least 24 hours.	 <b>Setting Time</b> The setting time is affected by climatic conditions, allow stand-alone time accordingly.



# C2-212 TILE ADHESIVE

## Product description:

C2-212 Tile Adhesive is a thin-set cementitious dry mix mortar designed for installing ceramic, Tile vitrified tiles, and natural stones for interior floor and wall applications. C2-212 is a polymer-modified tile adhesive, making it ideal for fixing tiles to most building substrates.

## Application:

Specifically designed for fixing small and medium-sized tiles on internal floors and walls.

FOR BETTER APPLICATION, USE A NOTCH TROWEL OF APPROPRIATE NOTCH SIZE.



## How to apply:

Add 20 kg of C2-212 Tile Adhesive to approximately 5.5 to 6.5 litres of cool and clean tap water. Stir properly for 5 minutes by hand or with an electric stirrer to achieve a smooth and homogeneous mixture. After stirring, wait for 10 minutes, stir once again, and apply the adhesive on the sub-floor using the recommended adhesive notch trowel.

## Advantages:

Easy to apply, this single-component adhesive offers extended open time and superior adhesion properties, adhering well to various substrates. It serves a dual purpose for both floors and walls, providing good adhesion and workability suitable for subfloors.

## Technical Data Sheet

S. No	Test	Test Method & Clause No.	Requirement as per IS:15477:2019	Result
1.	Classification	IS:15477-2019 Clause No. 4.0	Type 1/2/3/4/5 Adhesive	Type-1
2.	Tensile Adhesion strength, Min. N/mm <sup>2</sup>			
i)	Dry Condition	IS:15477:2019 Annex: A Clause No.5.1	0.5 Min.	0.56
ii)	Wet Condition		N/A	N/A
3.	Shear Adhesion Strength, N/mm <sup>2</sup>			
i)	Dry Condition	IS:15477:2019 Annex: B Clause No.5.2	1.0 Min.	1.18
ii)	Heat Aging Condition		N/A	N/A
iii)	Wet Condition		N/A	N/A
4.	Adjustment Time, Minutes,	IS:15477:2019 Annex: D Clause No.5.4	Adjustment time shall not be less than that stated by manufacturer. Declared value = 15 Minutes (Min.)	30
5.	Slip (Required for vertical application only), mm			
i)	Individual	IS:15477:2019 Annex: E Clause No.5.5	0.5 Max.	0.26
ii)	Average			0.25
6.	Deformability, (Required for vertical application only), mm			
i)	Deformable Adhesive, S1	IS:15477:2019 Annex: F Clause No.5.6	2.5-5.0	3.32
ii)	Highly Deformable Adhesive, S2		5.0 Min.	N/A

## Coverage and Packing Details:

At a 8mm bed thickness, available in 20 kg bags, providing coverage for 20-23 sq. ft. per 20 kg bag.

## Storage:

Store in a cool and dry place. Protect from direct sunlight.

## Colour:

Available in grey. Also available in 40 kg bags for project packs upon demand.

## Shelf life:

12 months from the date of manufacturing in unopened packaging.

# S1-252 TILE ADHESIVE

## Product description:

S1-252 Tile Adhesive is a cementitious ready-mix, a thin-bed polymer-modified tile adhesive suitable for interior applications. Its unique properties make it ideal for fixing ceramic tiles, vitrified tiles, natural stones, and granite to most building substrates.

## Application:

Especially designed for internal floors and walls, suitable for all types of tiles and stone.

FOR BETTER APPLICATION, USE A NOTCH TROWEL OF APPROPRIATE NOTCH SIZE.



## How to apply:

Add 20 kg of S1-252 Tile Adhesive to approximately 5.5 to 6.5 litres of cool and clean tap water. Stir properly for 5 minutes by hand or with an electric stirrer to achieve a smooth and homogeneous mixture. After stirring, wait for 10 minutes, stir once again, and apply the adhesive on the sub-floor using the recommended adhesive notch trowel.

## Advantages:

Easy to apply, this single-component adhesive offers more open time, serving a dual purpose for floor and wall applications with good adhesion workability and high shear bond strength. It provides superior adhesion for porcelain and vitrified tiles.

## Technical Data Sheet

S. No	Test	Test Method & Clause No.	Requirement as per IS: 15477:2019	Result
1.	Classification	IS: 15477-2019 Clause No. 4.0	Type 1/2/3/4/5 Adhesive	Type-2
2.	Tensile Adhesion strength, Min, N/mm <sup>2</sup>			
i)	Dry Condition	IS: 15477:2019 Annex: A Clause No.5.1	1.0 Min.	1.19
ii)	Wet Condition		1.0 Min.	1.16
3.	Shear Adhesion Strength, N/mm <sup>2</sup>			
i)	Dry Condition	IS: 15477:2019 Annex: B Clause No.5.2	1.25 Min.	1.29
ii)	Heat Aging Condition		1.0 Min.	1.21
iii)	Wet Condition		1.0 Min.	1.21
4.	Adjustment Time, Minutes,	IS: 15477:2019 Annex: D Clause No.5.4	Adjustment time shall not be less than that stated by manufacturer. Declared value = 15 Minutes (Min.)	30
5.	Slip (Required for vertical application only), mm			
i)	Individual	IS: 15477:2019 Annex: E Clause No.5.5	0.5 Max.	0.26
ii)	Average			0.25
6.	Deformability, (Required for vertical application only), mm			
i)	Deformable Adhesive, S1	IS: 15477:2019 Annex: F Clause No.5.6	2.5-5.0	3.24
ii)	Highly Deformable Adhesive, S2		5.0 Min.	N/A

## Coverage:

At a 8mm bed thickness, it covers 20-23 sq. ft. per 20kg bag.

## Storage:

Store in a cool, dry place. Protect from direct sunlight.

## Colour:

grey

## Packing Detail:

Available in 20 kg bags and available in 40 kg bags as project packs on demand.

## Shelf life:

12 months from the date of manufacturing in unopened condition."

# S2-335 STONE ADHESIVE

## Product description:

S2-335 Stone Adhesive is a polymer-modified, multipurpose thin-set adhesive designed for fixing glass mosaic, brick wall, Tiles swimming pool tiles, marble, and natural stones onto interior and exterior substrates for wall and floor applications.

## Application:

Specially formulated for internal and external floors and walls accommodating all types of tiles and stones.

## How to apply:

Combine 20kg of S2-335 Stone Adhesive with approximately 5.5 to 6.5 liters of clean, cool tap water. Stir the mixture properly for 5 minutes by hand or with an electric mixer to adhesive a smooth and homogeneous blend.

## Advantages:

- Multipurpose high-polymer modified thin-set adhesive
- Offers high bond strength suitable for exterior application of various tiles and stones
- Exhibits high flexibility and non-skid properties
- Features water resistance properties and provides better open time with good workability.

## Technical Data Sheet

S. No	Test	Test Method & Clause No.	Requirement as per IS: 15477:2019	Result
1.	Classification	IS: 15477-2019 Clause No. 4.0	Type 1/2/3/4/5 Adhesive	Type-3
2.	Tensile Adhesion strength, Min, N/mm <sup>2</sup>			
i)	Dry Condition	IS: 15477:2019 Annex: A Clause No.5.1	1.5 Min.	1.90
ii)	Wet Condition		1.0 Min.	1.42
3.	Shear Adhesion Strength, N/mm <sup>2</sup>			
i)	Dry Condition	IS: 15477:2019 Annex: B Clause No.5.2	1.5 Min.	1.81
ii)	Heat Aging Condition		1.0 Min.	1.51
iii)	Wet Condition		1.0 Min.	1.43
4.	Adjustment Time, Minutes,	IS: 15477:2019 Annex: D Clause No.5.4	Adjustment time shall not be less than that stated by manufacturer. Declared value = 15 Minutes (Min.)	20
5.	Slip (Required for vertical application only), mm			
i)	Individual	IS: 15477:2019 Annex: E Clause No.5.5	0.5 Max.	0.25
ii)	Average			0.34
6.	Deformability, (Required for vertical application only), mm			
i)	Deformable Adhesive, S1	IS: 15477:2019 Annex: F Clause No.5.6	2.5-5.0	3.42
ii)	Highly Deformable Adhesive, S2		5.0 Min.	N/A

## Coverage:

At a 8mm bed thickness, each 20kg bag covers an area of 20-23 sq. ft.

## Storage:

Store in a cool and dry place. Protect from direct sunlight.

## Colour:

Available in White and Grey.

## Packing Detail:

Available in 20kg bags. Also available in

## Shelf life:

12 months from the date of manufacturing in unopened condition.





# H-40 FLEX NO LIMIT

## Product description:

H-40 Flex Stone Adhesive is a polymer-modified, multipurpose thin-set adhesive designed for fixing glass mosaic, brick walls, swimming pool tiles, marble, and natural stones onto interior and exterior substrates for wall and floor applications.

## Application:

Specially formulated for internal and external floors and walls accommodating all types of tiles and stones.

## How to apply:

Combine 20kg of H-40 Flex Stone Adhesive with approximately 5.5 to 6.5 liters of clean, cool tap water. Stir the mixture properly for 5 minutes by hand or with an electric mixer to achieve a smooth and homogeneous blend.

## Advantages:

- Multipurpose high-polymer modified thin-set adhesive
- Offers high bond strength suitable for exterior application of various tiles and stones
- Exhibits high flexibility and non-skid properties
- Features water resistance properties and provides better open time with good workability.

## Technical Data Sheet

S. No	Test	Test Method & Clause No.	Requirement as per IS: 15477:2019	Result
1.	Classification	IS: 15477-2019 Clause No. 4.0	Type 1/2/3/4/5 Adhesive	Type-4
2.	Tensile Adhesion strength, Min, N/mm <sup>2</sup>			
i)	Dry Condition	IS: 15477:2019 Annex: A Clause No.5.1	1.5 Min.	1.88
ii)	Wet Condition		1.0 Min.	1.73
3.	Shear Adhesion Strength, N/mm <sup>2</sup>			
i)	Dry Condition	IS: 15477:2019 Annex: B Clause No.5.2	1.5 Min.	1.81
ii)	Heat Aging Condition		1.0 Min.	1.51
iii)	Wet Condition		1.0 Min.	1.47
4.	Adjustment Time, Minutes,	IS: 15477:2019 Annex: D Clause No.5.4	Adjustment time shall not be less than that stated by manufacturer. Declared value = 15 Minutes (Min.)	30
5.	Slip (Required for vertical application only), mm			
i)	Individual	IS: 15477:2019 Annex: E Clause No.5.5	0.5 Max.	0.30
ii)	Average			0.40
6.	Deformability, (Required for vertical application only), mm			
i)	Deformable Adhesive, S1	IS: 15477:2019 Annex: F Clause No.5.6	2.5-5.0	3.40
ii)	Highly Deformable Adhesive, S2		5.0 Min.	N/A

## Coverage:

At a 8mm bed thickness, each 20kg bag covers an area of 20-23 sq. ft.

## Storage:

Store in a cool and dry place. Protect from direct sunlight.

## Colour:

Available in White and Grey.

## Packing Detail:

Available in 20kg bags. Also available in

## Shelf life:

12 months from the date of manufacturing in unopened condition.



## Product description:

Flexiset is a high-shear and high-tensile improved PU-based cladding adhesive suitable for use on any construction material to affix tiles on various surfaces. It comes highly recommended for a diverse range of natural stones such as marble, granite, slate, as well as a complete array of tiles.

Flexiset possesses the unique property of zero vertical slip due to its high tensile and shear strength, making it an ideal choice for both interior and exterior cladding and flooring applications.

## Application:

Suitable for use on plywood, cement sheet, MS, SS, and all other surfaces for flooring and walls, both internally and externally. It finds application in domestic, commercial, and industrial settings, including street furniture and heated areas.

## How to apply:

Pour Part A and Part B into a clean bucket, then thoroughly mix using a mixer machine. Continue mixing until a homogeneous paste is achieved. Use an appropriate notched trowel and apply the paste onto the stone/tile with care, ensuring total contact between the adhesive and the background of the tile/stone. Maintain alignment and levelness by pushing and pressing the tile/stone from left to right and up and down.

## Advantages:

- High flexibility
- Strong bonding with no staining
- Suitable for application with any tile on any surface
- Exhibits water resistance properties with better open time and good workability.

## Technical Data Sheet

S. No	Test	Test Method & Clause No.	Requirement as per IS: 15477:2019	Result
1.	Classification	IS: 15477-2019 Clause No. 4.0	Type 1/2/3/4/5 Adhesive	Type-5
2.	Tensile Adhesion strength, Min, N/mm <sup>2</sup>			
i)	Dry Condition	IS: 15477:2019	2.0 Min.	2.19
3.	Shear Adhesion Strength, N/mm <sup>2</sup>			
i)	Dry Condition	IS: 15477:2019	6.0 Min.	7.01
ii)	Heat Aging Condition		3.0 Min.	3.22
4.	Adjustment Time, Minutes,	IS: 15477:2019 Annex: D Clause No.5.4	Adjustment time shall not be less than that stated by manufacturer. Declared value = 15 Minutes (Min.)	30
5.	Slip (Required for vertical application only), mm			
i)	Individual	IS: 15477:2019 Annex: E Clause No.5.5	0.5 Max.	0.26
ii)	Average			0.25
6.	Deformability, (Required for vertical application only), mm			
i)	Deformable Adhesive, S1	IS: 15477:2019 Annex: F Clause No.5.6	2.5-5.0	N/A
ii)	Highly Deformable Adhesive, S2		5.0 Min.	7.15

## Storage:

Store in a cool and dry place.  
Protect from direct sunlight

## Packing Detail:

Available in 1kg and 4 kg buckets.



## MICROFIBER REINFORCED FLEXIBLE COATING

### Area of Applications

- Roof slabs and parapets
- Waterproofing for sunshades made of cement
- Suitable for surface preparation and repairs in RCC
- Can serve as an exterior coating for PVC water tanks exposed to direct sunlight on roofs, balconies, etc., aiding in maintaining cooler water temperatures indoors. For added reinforcement, utilize glass fiber mesh on joints, drainpipes, corners, or any cracks.

### Application:

- Start by applying a prime coat using a ratio of three parts Uniguard to one part water.
- Follow with two coats of undiluted Uniguard. Apply the second coat at a 90-degree angle to the first coat.
- Allow 4-6 hours between the two coats.
- For optimal terrace results, apply Uniguard up to the parapet level, covering the entire roof.



Film Thickness: 340-360 microns (dft) per coat. A minimum of three coats is recommended for optimum performance.

### Technical Information :

Properties	Test values as per Specifications
Solid Content	~ 76 % (by weight)
VOC	< 10 gm/l
Adhesion Strength On cement after 14 days curing	> 1.7 N/mm
Tensile Strength	1.2 Mpa
Crack bridging properties	2 mm
Elongation at Break (%)	250-300%
Algae resistance test	No growth
Mix Density	1.30

### Packaging :

Available in  
4 kg, 10 kg, and 25 kg Pack.

### Storage Conditions :

Store in cool and dry conditions.

### Shelf Life :

Best before 36 months if stored properly in undamaged and unopened original sealed packaging.

### Consumption :

For horizontal usage: 1 liter covers approximately 15x20 sq. ft. on terraces.  
For vertical usage: 1 liter covers approximately 20-25 sq. ft. on walls.

**Unique and  
Simple Solution**



# WHITE SBR WATERPROOF

Improve the tensile strength multipurpose and economical

## Product Description:

- White SBR is a styrene butadiene rubber latex designed to enhance the adhesion
- strength of all types of cement-based mortars. It offers water and vapor-resistant
- bonding properties.

## Advantages:

- Excellent adhesion to cement-based mortars
- Improves flexural strength
- Reduces shrinkage characteristics

## Area of application:

- Waterproofing and repairing structures
- Surface treatment and protection
- Ideal for use on concrete and highly porous substrates

## Surface preparation:

- Ensure all concrete substrates are free from dust, contaminants, efflorescence,
- and curing compounds before application.



## APPLICATION METHOD:

### As a bonding agent:

Mix White SBR, cement, and water in the recommended ratio as per the provided chart. Thoroughly blend the mixture for a homogeneous consistency. Apply one coat of this mixture using a brush, adhering to the site conditions, onto the prepared concrete surfaces.

### For waterproofing coating:

White SBR, cement, and water should be thoroughly mixed according to the recommended ratio chart to achieve a homogeneous mixture. Apply two coats of this mixture with a brush, considering the site conditions, on the prepared substrate as a repair mortar and screed/plaster. For the repair mortar and screed/plaster, combine white SBR, cement, sand, and water while maintaining the ratio as per the recommendation chart.

## Technical Data Sheet

Sr.No.	Testing Parameter	Test Result
1	Colour	Milky White
2	Pot life	30-45 minutes
3	pH	8-10
4	Specific gravity	1.02±0.001 gm/ml.
5	solid content	44%±1
6	time to foot traffic/Heavy traffic	24 hrs./72 hrs.

Thoroughly mix for a homogeneous mixture.

Ensure thorough mixing for a homogeneous blend.

Completely wet the repair surface before application.

Moisten the repair surface entirely before applying.

Apply one bond coat prior to the repair.

Before commencing the repair, apply a single bond coat.

Application	Mixing Contents				coverage
	white SBR in ltr.	Adhesive cement in kh.	water in ltr.	sand in kg.	
as bonding agent	1	1.5	1	-	25-30 sq.ft/ltr
as waterproofing	1	3	1	-	35-40 sq.ft/ltr
as repair mortar	1	5	5	15	as actual
as screed/plaster	1	5	5	20	as actual

Colour: Milky White

Storage: Store in a cool, dry place. Protect from direct sunlight.

Packing detail: Available in 1 liter, 5 liter, 10 liter and 20-liter sizes.

Project packs are available on demand.

Shelf life: 12 months from the date of manufacturing in unopened condition.

## SUPER STRONG STONE BONDER For strong, flexible And waterproof bonding.

### APPLICATION METHOD:

- Apply Bond Plus to the reverse side of the stone/marble/granite slab using a brush, and let it dry for 7-15 minutes.
- Then, apply adhesive to the surface where Bond Plus was applied, and immediately affix the stone/marble/granite slabs to the floors and walls. Allow it to dry.
- For optimal results, allow an acquisition period of 28 days under normal weather conditions.



### SHELF LIFE

Store in a shaded area away from direct sunlight, between 5 to 45°C.  
Protect from extreme temperatures.  
The shelf life of Bond Plus is 12 months when stored as recommended.

### PACKAGING :

Bond Plus Available in - 500g, 1kg, 5kg.

# SUPER EPOXY GROUT

## Product description:

Super Epoxy Grout is designed specifically for use in filling up joints of ceramic tiles, vitrified tiles, and stone joints. It's especially suitable where hygiene is of utmost importance, such as bathrooms, kitchens, living rooms, bedrooms, hospitals, laboratories, swimming pools, and high-traffic areas. Super Epoxy Grout is a three-component, easy-to-mix, chemical-resistant joint filler available in 26 shades.

## Features:

- 100% stain free
- Chemical resistant with non-toxic properties
- Anti-bacterial and anti-fungal
- Strong, durable and easy to clean
- Ideal for waterproofing

## Area of application:

- Washrooms and cleaning rooms
- Swimming pools
- Laboratories
- Schools
- Hospitals and operation theatres
- Lounges

FOR BETTER APPLICATION USE A RUBBER FLOAT



## Application preparation:

- Clean the application area and remove dirt, dust, and excess adhesive from tile joints.
- Thoroughly mix Part A and Part B in a bucket, then slowly add Part C (filler powder) to create a homogeneous mixture.
- Using a rubber float, fill up the tile joints with the mixture.
- Wait for 30-45 minutes for the joints to harden.

## Technical data sheet

Three components	Resin Hardener & Filler
Specific Gravity (mixing)	1.62
Pot life	60 minutes to 30 C
Setting Time	24 hrs to 30 C
Water Absorption	nil
Shelf Life	12 months (when stored unopened in normal dry frost free conditions)
Mix consistency	smooth paste
Shear strength (14 Days)	^ 30 KN
Joint width	2mm to 12 mm

## Kit Content:

Particulars	1 kg Pack	5 kg Pack
Part A- Hardener	100gm	500gm
Part B-Resin	200gm	1000gm
Part C- Filler powder	700gm	3.50kg

## Coverage:

Varies with width and depth of the joint.

## Storage:

Store in a cool and dry place.  
Protect from direct sunlight.

## Colour :

Available in 26 shades.

## Packing detail :

Available in 1 kg and 5 kg Pack.

Available in project packs on demand.

## Shelf life:

24 months from the date of manufacturing in unopened packaging.



# DUWFIX JOINT FILLER

## A) AREAS OF APPLICATION:

Duwfix Joint Filler is a high polymer-modified tile joint filler used for tile joints in kitchens, bathrooms, toilets, shower stalls, etc.

## B) FEATURES & BENEFITS:

- High polymer content ensures waterproof joints.
- Non-dusting formula.
- Easy to use, lump-free grout suitable for both vertical and horizontal surfaces.
- Ideal for use in submerged conditions.
- Available in a range of pleasing and attractive colors to match tile colors.

## C) HOW TO USE:

- Mix 2 parts of Duwfix Joint Filler with one part of water by volume.
- Add powder to water and mix until a thick, creamy paste forms.
- Apply the paste to the spaces between the tiles using a sponge.
- Pack the mixture into the joints and around the edges.
- Remove uncured excess grout from textured tiles before it sets.

## D) COVERAGE:

1kg of Duwfix Joint Filler covers approximately 49 running meters of 3mm x 5mm joint.

## E) SAFETY PRECAUTIONS:

Duwfix Joint Filler is a cement-based tile joint filler. Take care to avoid inhaling dust and prevent contact with eyes. Cement-based products, when mixed or damp, release alkalis which can be harmful to the skin.

## F) RECOMMENDED STORAGE CONDITION:

Store in a cool and dry place.

Best before: 2 years from the date of manufacturing.







# YOUR TRUST IS OUR PRIDE

## JOIN US ON THIS JOURNEY

At Duwfix Chemical, we invite you to join us on our journey of innovation, reliability, and sustainability.

Together, let's build a future where construction is not just about structures, but about building dreams that endure the test of time.

## Duwfix Chemicals Pvt.Ltd

Survey No. 247, Block no. 233, Shed no. 18, Dev Campus, Canal Road, Near Euro School, Ring Road, Kosmada, Surat-395006

Call : +91 94995 02775 / +91 94995 02776

Email : [info@duwfix.com](mailto:info@duwfix.com) | Web : [www.duwfix.com](http://www.duwfix.com)



is a Registered Trademark of 9001 : 2015